

S E R I E S 2000 2200 & 2500

Dock Shelters

The Series 2000, 2200 and 2500 Dock Shelters save energy dollars while providing protection from inclement weather conditions during material handling operations. This series of dock shelters accommodate the widest range of truck and building variations while yielding unobstructed accessibility to the interior of the vehicle.

Each of these dock shelters incorporate flexible fabric curtains to "hug" the top and sides of the truck body upon entering the unit. For a "snug fit," Scotchply™ stays are encased into all faces of the fabric cover while the edges of each side curtain are fitted with a sewn-in compressible neoprene cord to conform to the vehicle body's irregularities.

Foam bottom pads prevent air infiltration at the lower corners and the use of translucent cover panels permit natural light penetration into the loading dock area. Each unit also incorporates high visibility yellow guide stripes to facilitate accurate truck positioning.

To ensure maximum durability, the Series 2000, 2200 and 2500 Dock Shelters are available in our superior performance materials. Fairborn created the first certified performance fabrics designed solely for the construction of dock seals and shelters. Our exclusive materials meet or exceed the most demanding requirements and have proven to outperform any other fabric in today's dock shelter market.



Series 2000



Series 2200



Series 2500

Fairborn®

FAIRBORN USA INC.

Rigid Door Shelter

S E R I E S 2000




“Fairborn is dedicated to producing the highest quality product in appearance and structural integrity.”

The pride in workmanship of our experienced personnel, combined with the utilization of the finest grade raw materials, assures products of the highest caliber.”

Quality features and components that ensure our customers the best product value...

- 1 Cover Fabric**
Fairborn offers fabrics in a wide range of colors and performance levels. A valued consideration is Dynalon, one of our superior performance materials. Dynalon's extraordinary life expectancy is attributed in part to its excellence tear and abrasion resistance properties.
- 2 Wood Frame**
The series 2000 head and side frames are select dimensional lumber of the highest grade, pressure treated and kiln dried before and after treating. (Structural steel tubular frame with all welded joints is optional.)
- 3 Flexible Stays**
3-M Scotchply™ stays are incorporated into the head and side curtains to enable the curtains to firmly “hug” the top and sides of the vehicle body. Each stay is through bolted to the frames for a positive attachment point.
- 4 Cord**
The leading edge of each side curtain includes a compressible neoprene cord sewn in place to conform to the vehicle body's irregularities, providing a “snug fit.”
- 5 Steel Guards**
Each shelter includes a pair of heavy-duty primed and painted structural steel channel guards that mount directly to the dock wall to prevent damage caused by misaligned trucks.
- 6 Fiberglass**
Translucent panels permit natural light penetration through the top and side members into the loading dock area. The fiberglass panels are secured to the frames' exterior by the means of self-sealing screws.
- 7 Sloped Head**
The 2”x6” head frame is sloped from the center to provide adequate drainage away from the building and the dock area.
- 8 Dyna-Armor**
Overlapping, durable fabric panels are located at each end of the head curtain to provide maximum protection from abuse caused by protruding corners at the rear top portion of the vehicle.
- 9 Trim**
The front edge of both the head and side frames are fitted with polished aluminum angle trim to perfect the corner appearance.
- 10 Bottom Pads**
Fabric covered foam pads prevent air infiltration and complete the shelter enclosure.
- 11 Guide Stripe**
The lower portion of each side curtain includes highly visible yellow stripes to facilitate accurate truck positioning.



Soft Sided Dock Shelter SERIES 2200


- ① **Foam**
Fabric covered side members constructed of high density foam enable misaligned vehicles to contact them without causing damage while providing a sturdy component for the side curtains.
- ② **Face Panel**
The face of the foam side member includes a resilient high impact polypropylene to ensure a firm, large displacement area at the point of the stay attachment.
- ③ **Removable Curtains**
Side curtains are attached to the fabric covered foam side members to allow each curtain to be easily removed and replaced for summer ventilation, preventative maintenance or replacement.

Flexible Dock Shelter SERIES 2500

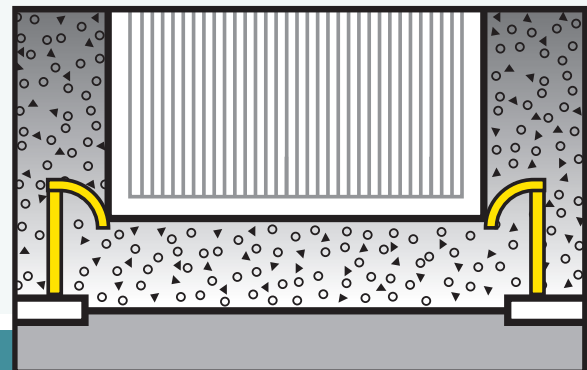
- ① **Spring**
The flexible side frame assemblies incorporate plated compression springs to ensure the unit stays firmly projected in the extended position to create a tight fit to the top and sides of the vehicle body.
- ② **Frame**
Structural steel tubular frames having a spring bias "X" frame design allows the dock shelter to be contacted by a misaligned vehicle without causing damage to the unit or the building wall.
- ③ **Exterior Cover**
Top and side exterior perimeter is constructed of translucent flexible fabric panels to allow for natural light penetration into the loading dock area during material handling operations.



When the truck enters the dock shelter the stays in the head curtain apply pressure to seal to the top of the vehicle body while allowing unobstructed access to the full height of the vehicle.



When the truck is positioned at the dock opening, the side curtains create a "snug fit" to each side of the vehicle body providing "full width" access to the rear interior of the vehicle.





During the last two decades, Fairborn has earned an unmatched reputation for excellence.

Highest Quality

Fairborn is dedicated to the efficient production of the highest caliber products. This commitment provides for product life expectancy far beyond any competitive model and ensures our customers maximum value. Years of design, research and development have provided Fairborn with the most complete and reliable line of products.

Leader In Innovation

Fairborn created the first certified, superior performance fabric designed solely for the construction of dock seals and shelters. Our field proven Dynalon has been widely accepted by industry, and continues to lead with many specifying agencies and quality minded customers throughout the world.

Finest Service

Fairborn's commitment to service is supported by a qualified nationwide representative network, and our experienced sales, engineering and management staff. This expertise ensures our success in providing Fairborn customers the best tailor fit product for their specific needs.

Please contact your local Fairborn representative to enable us to design a unit that will enhance the aesthetic value of your facility, while saving you costly energy dollars. If you have any comments, suggestions or questions regarding our many products or services, we'd like to hear from you.



Tel: (55) 4440 0360
WhatsApp: (81) 8363 8981
EMAIL: ventas@bering.com.mx