

SL40 Vehicle Restraint

Product Specifications

DESIGN HIGHLIGHTS

- Non-impact design & operation
- Automatic interior/exterior LED light communication system
- Advanced safe engagement signaling
- Patented dual locking positions at 7" & 11" from face of 4" bumper
- Horizontal hooking range 0 - 11" from face of 4" bumper
- Low-profile - stores at 9" off grade
- UL listed interlock capable control panel with solid state controls
- Hot dip galvanized finish
- Compatible with NHTSA regulation rear impact guards
- Standard wall mount configuration
- Panel face mounted amber light for advanced restraint position and limit switch diagnostics
- Manual control bar with mounting bracket

AVAILABLE OPTIONS

- Ground mount
- Stand-off bracket _____ projection
- Embed mounting plate (new construction)
- Pit floor mounting bracket
- Back plate cut-down (wall or ground mount) _____
- Other _____

AVAILABLE ACCESSORIES

- Control panel stanchion
- Other _____

PROJECT INFORMATION

JOB NAME _____

ADDRESS _____

GENERAL CONTRACTOR _____

DISTRIBUTOR _____

MODEL _____ QUANTITY _____

VOLTAGE/PHASE _____

CERTIFIED FOR CONSTRUCTION

BY _____

COMPANY _____

ADDRESS _____

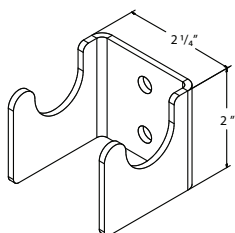

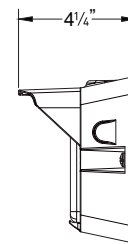
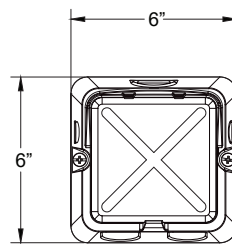
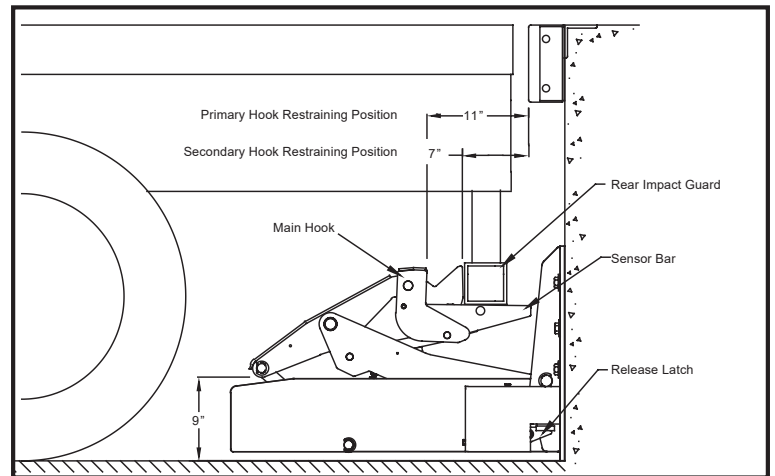
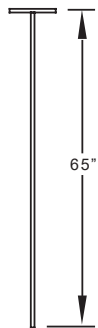
DATE _____



Representative image only

4Front Engineered Solutions reserves the right to change specifications and designs without notice and without incurring obligations.

- General:** SL40 upward biased, mechanically actuated restraint featuring patented dual locking positions. Includes locking unit, interior & exterior communication light system, control bar, and control bar mounting bracket. Unit conforms to OSHA standards.
- Construction:** Mainframe structure to be stationary mounted, side and rear members to be 1/2" welded steel plate with hot dip galvanized finish. Unit to have a resistance to pull-out of 32,000 lbs. and feature high strength self-lubricating bushings to ensure maximum life and minimal maintenance.
- Operation:** After the vehicle backs up against the dock bumpers, the operator easily positions a control bar between the rear of the vehicle and the dock face to activate the release latch and engage the vehicle restraint. As the exterior light automatically switches to red "X", dual gas springs raise hook, engaging the rear impact guard. The interior light changes to green "O" when the restraint maintains positive contact with the rear impact guard as the vehicle moves vertically during loading and unloading operations. Dual locking positions minimize the vehicle's horizontal movement. To release the vehicle restraint, the operator applies a downward force on the restraint with the control bar until the storage latch is engaged. Once restored, the lights automatically reverse, switching the exterior light to green "O" and the interior light to red "X", indicating it is safe for the vehicle to leave and unsafe to load/unload. If the restraint cannot engage the trailer, the operator must chock the vehicle wheels and turn the control panel selector switch to the "RESTRAINT OVERRIDE (lights only)" mode of operation. The exterior light switches to red "X". The interior light switches to green "O" combined with an amber bar indicating that the vehicle is secured by alternate means. When stored, the restraint incorporates an integral cover to protect the activation mechanism from damage and minimize the collection of debris.
- Control Panel:** Solid state interlock capable control panel (8"W x 10"H x 5 1/2"D) features real-time diagnostic capability, integral LED red/green/amber visual light communication system and printed operational instructions and NEMA 4X Type Polycarbonate enclosure. All field wiring terminations are made to removable modular terminal connectors.
- Hooking Range:** The restraint will engage a rear impact guard positioned up to 11" horizontally from the face of a 4" bumper and is compatible with NHTSA regulation rear impact guards. Dual locking positions limit vehicle movement and engage rear impact guard at 7" and 11" from a 4" bumper.
- Exterior Lights:** Low profile flashing green and red 24V DC LED lights (6"W x 6"H x 4 1/4"D) indicate safe or unsafe conditions for vehicle movement. Caution sign (9"W x 24"H) with standard and reversed lettering provided.
- Electrical:** Exterior lights operate on 24 volt circuit. NEMA 12 control panel requires 120 volt, single phase, 60 Hz supply. All components are UL listed.
- Installation:** Requires mounting of restraint, control panel, exterior lights, caution sign and control bar mounting bracket in strict accordance with Serco installation instructions. Installation is recommended to be performed only by authorized Serco Distributors. Locking unit, control panel, and exterior lights to be electrically installed by others. Installation is not included unless specifically contracted with Serco Distributor.
- Limited Warranty:** Serco warrants all components to be free of defects in material and workmanship, under normal use, for a 1-year base period from date of shipment in accordance with Serco's Standard Warranty Policy. The "Base Warranty Period" will begin on the completion of installation or the sixtieth (60th) day after shipment, whichever is earlier.



Serco
 1612 Hutton Drive, Suite 140
 Carrollton, TX 75006
 800.933.4834
www.sercockproducts.com

4Front Engineered Solutions reserves the right to change specifications and designs without notice and without incurring obligations. 4Front Engineered Solutions products may be the subject of one or more U.S. and/or foreign, issued and/or pending, design and/or utility patents. Serco as word and logo are registered trademarks belonging to ASSA ABLOY Entrance Systems AB or other companies controlled by the same organization. All rights reserved.

©ASSA ABLOY. All rights reserved. Part of ASSA ABLOY. Printed in USA. Form # SPS-RPB4-1220



Tel: (55) 4440 0360
 WhatsApp: (81) 8363 8981
 EMAIL: ventas@bering.com.mx