



Energy Efficient Polyurethane Insulated Sectional Doors

Amarr® 2042 / Amarr® 2742 / Amarr® 2741

Amarr Polyurethane insulated sectional doors are our top-of-the-line high R-value doors.

Constructed using 2" or 1-3/8" foamed-in-place polyurethane insulation which creates a strong monolithic panel that is energy efficient. The Amarr 2042 has a 20-gauge steel front skin that provides a perfect option for heavy industrial applications.

Each model is secured with standard 14-gauge, galvanized steel hinges. The interior skin of each section has two continuous horizontal 20-gauge reinforcing strips. The section joint is thermally broken and chemically bonded with a pressure-sensitive adhesive sealant. An EPDM rubber weather seal further enhances the performance of the joint.



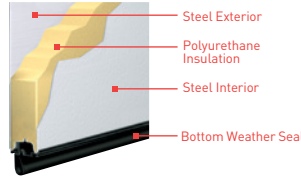
CONSTRUCTION

R-Value 19.40 **Amarr 2042**
Extra Heavy-duty, 2" 20-gauge steel

R-Value 19.40 **Amarr 2742**
Heavy-duty, 2" 27-gauge steel | **RAPID INSTALL**

R-Value 14.46 **Amarr 2741**
Medium-duty, 1-3/8" 27-gauge steel | **RAPID INSTALL**

TRIPLE-LAYER Steel + Insulation + Steel



Track: All Amarr doors are available with both 2" or 3" track in Standard Lift, High Lift, Vertical Lift, Low Headroom, and Follow the Roof Pitch. Custom track configurations are also available. For drawings and more information, please visit www.amarr.com.

Rapid Install Vertical Lift: Designed specifically for commercial warehouse and dock doors and saves approximately 20 minutes of installation time per door due to fewer jamb attachments and a pre-assembled, one-piece track. Available for Amarr 2742 and 2741 in door sizes up to 9'4"x10'. For more information, please visit www.amarr.com.

Springs: Torsion springs are oil tempered, helical wound and custom computed for each door for a minimum 10,000 cycle life. Optional springs are available up to 100,000 cycle life.

Hardware: Amarr hardware includes minimum 14-gauge galvanized steel hinges and 13-gauge galvanized steel track brackets. All rollers have minimum 10-ball bearings.

SPECIFICATIONS

	Extra Heavy-duty Amarr 2042 formerly Amarr 2720	Heavy-duty Amarr 2742 formerly Amarr 2700	Medium-duty Amarr 2741 formerly Amarr 1350
STEEL THICKNESS (Front/Back)	20-ga / 27-ga	27-ga / 27-ga	27-ga / 27-ga
PANEL DESIGN	Flush	Pencil Groove	Pencil Groove
STEEL EMBOSSEMENT	Stucco	Stucco	Stucco
DOOR THICKNESS	2" (5.1cm)	2" (5.1cm)	1-3/8" (3.5cm)
CONSTRUCTION LAYERS	Triple	Triple	Triple
INSULATION¹	Polyurethane	Polyurethane	Polyurethane
R-VALUE²	19.40	19.40	14.46 ^{2A}
MINIMUM WIDTH	5'	5'	5'
MAXIMUM WIDTH	32' 2"	32' 2"	18' 2"
MINIMUM HEIGHT	7'	7'	7'
MAXIMUM HEIGHT	26' 1"	26' 1"	14' 1"
PASS DOOR	•	•	
RAPID INSTALL VERTICAL LIFT		•	•
WIND LOAD³ AVAILABLE	•	•	•
PAINT FINISH WARRANTY⁴	10 Years	10 Years	10 Years
WORKMANSHIP/HARDWARE WARRANTY⁴	1 Year	1 Year	1 Year

¹ Insulation has passed self-ignition, flamespread and smoke developed index fire testing. ² Calculated door section R-value is in accordance with DASMA TDS-163. ³ It is your responsibility to make sure your garage door meets local building codes. ⁴ For complete warranty details, visit amarr.com or contact your local Amarr dealer.
^{2A} Based on independent laboratory test results

OPTIONAL PASS DOOR



Available for Amarr 2742 and Amarr 2042 only in door sizes up to 16'2" wide x 16' tall. Wind Load option not available.




Door Latch (Interior View)

PANEL DESIGNS




AMARR 2042:
FLUSH PANEL WITH STUCCO EMBOSSEMENT




AMARR 2741 AND 2742:
PENCIL GROOVED WITH STUCCO EMBOSSEMENT


ALUMINUM SECTION OPTIONS*



ALUMINUM FULL VIEW



PERFORATED ALUMINUM[†]
0.312" square perforations on 1/2" centers



LOUVERED ALUMINUM
6 columns of (12) 3"x3/4" vents on a 4'x24" panel

STEEL COLORS

Amarr steel doors are pre-painted; for custom colors, exterior latex paint must be used. Visit amarr.com for instructions on painting. Actual paint colors may vary from samples shown.



WHITE



SANDTONE
Amarr 2742 only



COMMERCIAL GRAY
Amarr 2742 only



COMMERCIAL BROWN
Amarr 2742 only

Amarr 2742 and Amarr 2741 use a brighter tone of white color than Amarr 2042.



CLEAR ANODIZE



DARK BRONZE ANODIZE



BLACK ANODIZE



WHITE POWDER COAT

Actual color may vary from samples shown.

*Available for Amarr 2042 and 2742 only. [†]Also available in Mill finish.

WINDOW OPTIONS



26" x 13" DOUBLE INSULATED ACRYLIC WINDOWS WITH BLACK FRAME
Available for Amarr 2042 and 2742 only.



24" x 6" DOUBLE INSULATED ACRYLIC WINDOWS WITH BLACK FRAME



24" X 12" INSULATED GLASS
Available with either a black or white frame.



Tel: (55) 4440 0360 WhatsApp:
(81) 8363 8981 EMAIL:
ventas@bering.com.mx