




# 3206

*THERMALLY-BROKEN INSULATED STEEL SANDWICH DOOR*

08 36 13/CHI  
IECC® COMPLIANT

www.chiohd.com

C.H.I. OVERHEAD DOORS



9' x 7' 3206 white with optional 24" x 12" windows

EFFICIENT. DURABLE.

## SPECIFICATIONS, OPTIONAL FEATURES AND ACCESSORIES

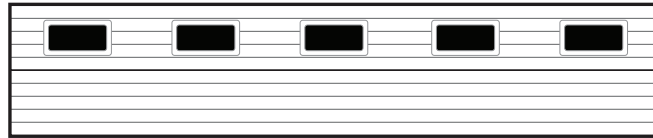


**SPRINGS**  
Torsion springs are helically wound with stress relieved, oil-tempered wire

### OPTIONAL WINDOW DESIGNS 24" SECTION HEIGHT



24" x 6"



24" x 12"



**END STILES**  
White painted end stiles are 4" or 8" wide to accommodate double or single-end hinges.

COLOR SELECTION

WHITE

Note: Refer to samples at your local C.H.I. Dealer for exact color match.

### 28-GAUGE MODEL 3206, Thermally-Broken Insulated Steel Back

#### SECTIONS

- Sections are 1.5" thick
- Sections include a thermal break to eliminate thermal convection
- Outside skin features horizontal micro-grooves
- Concealed steel back-up plates run from top to bottom of each section for secure hardware attachment
- Bottom "U" type astragal is a standard feature

#### TRACKS

- Tracks are 2" or 3", as specified
- Available in bracket mount, angle mount, clip angle mount, 12" radius, 15" radius, high lift, vertical lift, roof pitch, or dual track low headroom

#### HARDWARE


- Package includes 14 gauge and 10 ball rollers, as specified
- 2" or 3" short-stem or long-stem ball bearing rollers
- Heavy duty adjustable top roller brackets

#### SPRINGS

- Torsion springs are helically wound with stress relieved, oil-tempered wire
- Springs are individually calibrated per door
- Counter-balance torsion shafts are galvanized for rust resistance

#### INSULATION TYPE

- Foamed in place CFC free polyurethane core
- R-value - 13.68



#### IECC® COMPLIANT

C.H.I. Overhead Door Model 3206 is compliant with the requirements set forth by the International Energy Conservation Code (IECC) for operable fenestrations.

FEATURES



C.H.I. Overhead Doors is pleased to use DOW® insulation products in our urethane core garage doors.



Tel: (55) 4440 0360 WhatsApp:  
(81) 8363 8981 EMAIL:  
ventas@bering.com.mx



#### DOOR CONSTRUCTION

This Model utilizes 28-gauge exterior and interior steel skins injected with CFC free urethane insulation. The thermally-broken tongue and groove section joint includes a continuous weather seal offering exceptional protection from the elements.

Model 3206 . . . . . R-value\* - 13.68